



P/N: CRN2-KK63A

Note:

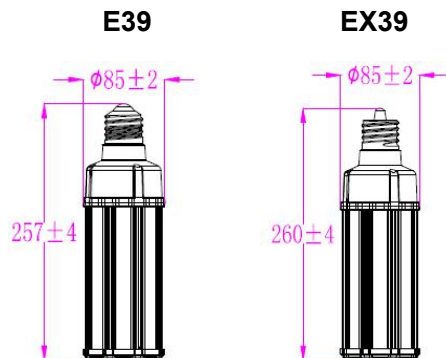
CRN= Corn Light

K= CCT, can be two digits.

63= Rating Power

A= the lamp base type, can be E39, EX39;

DIMENSIONS



NOTICE FOR USER

- ◆ Please turn off power before install or change assembly parts.
- ◆ The input voltage and lamps should be matched, after connecting the power line, Please make sure the wiring section is insulated.
- ◆ Make sure to remove or bypass the ballast in the fixtures before install the lamps.
- ◆ Suitable for damp locations. Do not use with dimmers.
- ◆ Suitable for use in enclosed luminaires, min. lamp compartment dimensions: 420*230*230MM.
- ◆ No-professionals, must not install and disassemble the lamps.

ADVANTAGE

- UL cUL DLC-V5.1(Standard)certificate
- Continuous resistance with dimming function..
- Big heat sink, NO fan.
- Internal driver, input voltage AC100-277V.
- Meet 4KV surge immunity level
- Continuous dimming
- Long lifespan and good heat dissipation.
- Direct replacement for Metal Halide, easy
- Fits many different fixtures to replace lamps.

APPLICATION

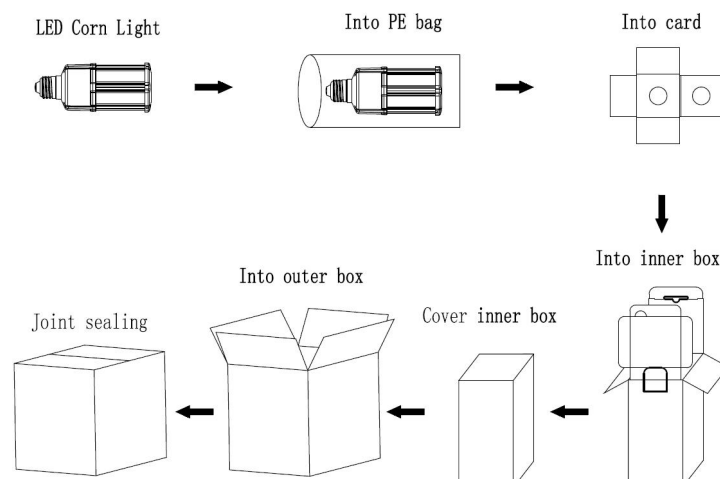
- Replacement Lamps for Outdoor Pole/Arm-mounted Decorative Luminaires (Type B)

SPECIFICATIONS

OPTICAL	Input Power (Tolerance : ±10%)	63W
	Color Temperature	3000K 3500K 4000K 4500K 5000K 5700K 6500K
	Lumen (Tolerance : -10%)-In Luminaires	7700LM 7842LM 7984LM 8106LM 8228LM 8350LM 8694LM
	Efficacy (Tolerance : -3%)-In Luminaires	122LM/W 124LM/W 126LM/W 128LM/W 130LM/W 132LM/W 137LM/W
	CRI	>80
	Color Consistency	6 Steps (or <6 SDCM)
	Diffuser Type	Clear
	Beam Angle (50%) (Tolerance : ±25%)	182 Degree
ELECTRICAL	Input Voltage and Frequency	100-277VAC 50/60Hz
	PF (Tolerance : -3%)	≥0.9
	THD (Tolerance : +5%)	≤20%
	Flicker Percent	<30%
	Driver Surge protection	L-N: 4kV
	Dimmable	YES
	Equivalent	120W CFL, 175W MHL/HPS/HID
MATERIALS	LED Brand	Lumileds
	LED Type	SMD2835
	LED QTY	272 PCS
	Housing	PC + Aluminum
	Housing Color	Any colour
	Waterproof Rating	IP64
OTHERS	Operating Temperature	-40°C TO 50°C
	Storage Temperature	-40°C TO 80°C
	Operating Humidity	20%-70% RH
	Storage Humidity	10%-75% RH
	Warranty	5 years warranty with 24/7 operating hours lamp lifetime at 25°C and in installed fixture.

PACKAGE

	Size	Qty / Carton	Net Weight / Carton	Gross Weight / Carton
Inner box	90*90*295MM	1 PC	0.70KG	0.9 KG
Outer box	380*290*315MM	12 PCS	7.9 KG	11.3 KG



LIGHT DISTRIBUTION TESTING PARAMETERS

Remark: The testing data comes from the product in luminaires.

Luminaire Property

Luminaire Manufacturer:
 Luminaire Category:
 Lamp Catalog:
 Number of Lamps:
 Luminous Length (mm):
 Luminous Height (mm):
 Current: 0.529 A
 Power Factor: 0.992

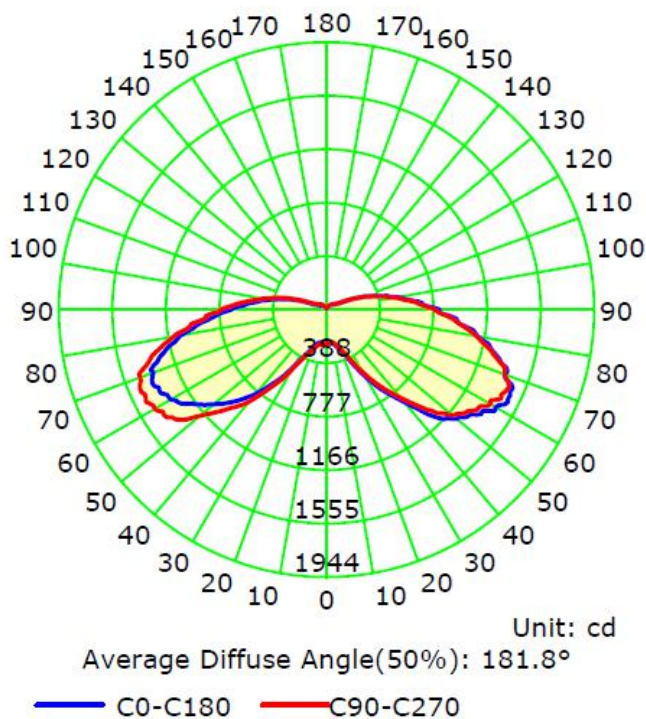
Luminaire Description:
 Lamp Description:
 Lumens per Lamp:
 Luminous Width (mm):
 Voltage: 120.0 V
 Power: 62.92 W

Photometric Results

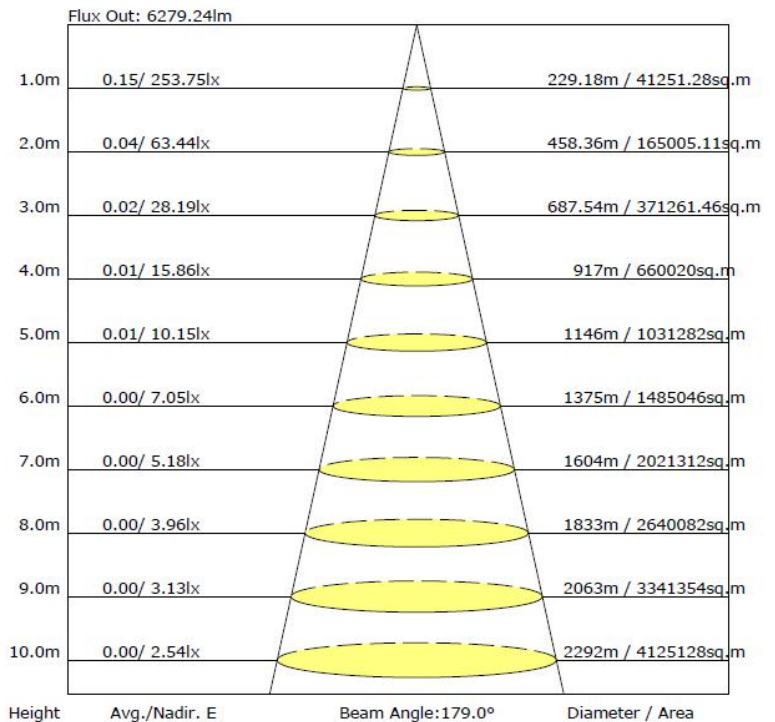
IES Classification: Type I
 Total Rated Lamp Lumens: 7700.3 lm
 Efficiency: 100%
 Upward Ratio: 19%
 C0r0 Intensity: 253.75 cd
 Pos of Max. Intensity: H45 V67

Longitudinal Classification: Short
 Measurement Flux: 7700.3 lm
 Downward Ratio: 81%
 Luminaire Efficacy Rating (LER): 122.43
 Max. Intensity: 1555.56 cd

Luminous Intensity Distribution Curve



The Average Illuminance Effective Figure



TROUBLE SHOOTINGS

Troubles	Check points
Flickering of the light	Turn off the power and turn on again in 3 minutes. If same phenomena occur, then call agencies.
Out of working	Please check the connection.